


## Writes Name - 4 year

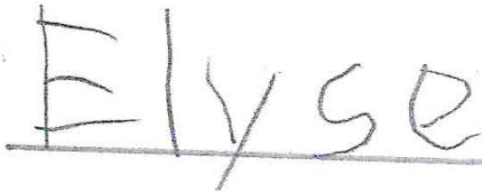
MELG4.L8

4	Writes first name on a line with no reversals. Letters are formed and sized correctly.
3	Writes name using capital letter for the first letter and lowercase letters for the remaining letters. Reversals are accepted, sizing is NOT required.
2	Write first name using both upper and lower case letters.
1	Writes first letter of first name




Emma

This sample is a "4" (advanced) because all of the letters are formed and sized correctly. The name is written on a line.




Elyse

This sample is a "3.5" because all of the letters are sized correctly, but the "E" is not perfect. The name is written on a line.



Lennox


This sample is a "3.5" because all of the letters are formed and sized correctly, but not perfectly sitting on a line.




Jordan

Teacher Created Resources

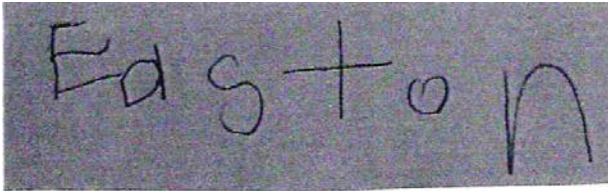
This sample is a "3.5" because all of the letters are formed and sized correctly, but not sitting or written correctly on the lines provided.

Handwritten name "Hayden" in a cursive style on a grey background strip.

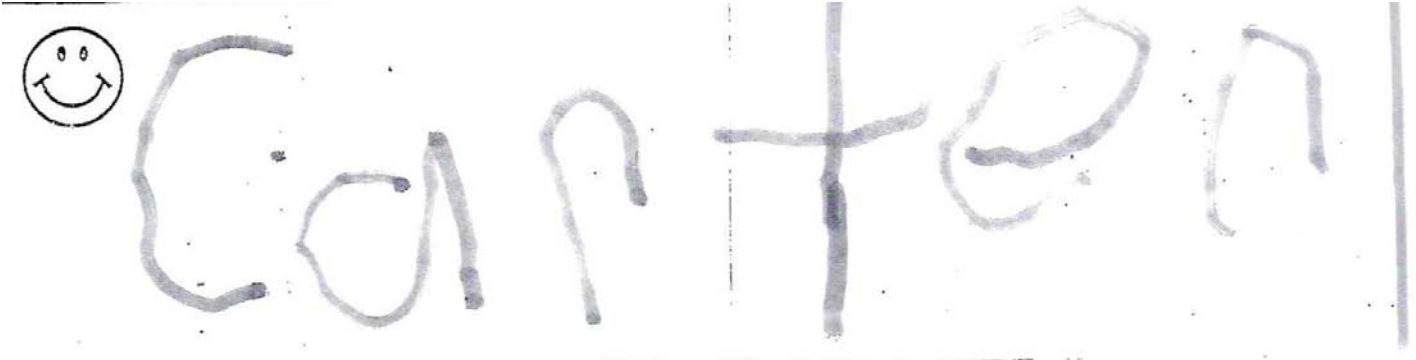
This sample is a "3" (proficient) because all of the letters are formed correctly (sizing not required). The name starts with a capital letter and the rest of the letters are lowercase. The name is not written on a line.

Handwritten name "Daniel" in a cursive style on a grey background strip.


This sample is a "3" (proficient) because all of the letters are formed correctly (sizing not required). The name starts with a capital letter and the rest of the letters are lowercase. The name is not written on a line.

Handwritten name "Easton" in a cursive style on a dark grey background strip.

This sample is a "3" (proficient) because all of the letters are formed correctly (sizing not required). The name starts with a capital letter and the rest of the letters are lowercase. The name is not written on a line.

Handwritten name "Carter" in a cursive style on a white background. A smiley face icon is drawn to the left of the name.

This sample is a "2.5". The name begins with a capital letter and the rest are lowercase, but the last letter "r" could look like an "n". Not all of the letters are formed correctly. The name is not written on a line.

Handwritten name "Xavier" in a very light, dotted style on a white background.

This sample is a "2" (basic). The first letter "X" could look like a lowercase "t". The letter "A" is uppercase.

Antnick

This sample is a "2" (basic). All of the letters are here, but they are not written as first letter capital, all others lowercase.

## Writes some numbers - 4 year

MELG4.M8

4	Writes 5 numbers from memory 0 – 10 (Reversals OK)
3	Copies numbers 0 – 10 (Reversals are NOT OK)
2	Copies numbers 0 – 5
1	Tracing numbers 0 – 10

### Assessment:

For a “1”, the students are able to trace the numbers. Can be dotted lines or a yellow line to trace.

For a “2”, the students will copy numbers 0-5 from an example that is in front of them.

For a “3”, the students will copy numbers 0-10 from an example that is in front of them. Reversals are NOT OK since the student is looking at the number.

For a “4”, the student will correctly write five numbers from memory. The teachers will ask all numbers 0-10 in random order. There is NO example in front of the child. If the child writes five numbers correctly, a score of “4” will be obtained. Reversals are acceptable.

## Fine Motor / Cutting - 4 year

MELG4.MO5

	Student is able to cut on both straight and curved lines. (Circle template)
+	Student is able to cut on straight line. (Rectangle template)
	Student attempts to cut but has no control with scissors or the paper.
-	Student can snip without a purpose.

### Assessment:

The students will cut on the provided template. If the teacher questions if the score is a +/-, it is appropriate to ask a colleague to score the cutting.